



Mecalac

SWING LOADER **AS 900**



> Experience of your worksite

SWING LOADER
AS 900

LET'S HAVE A LOOK

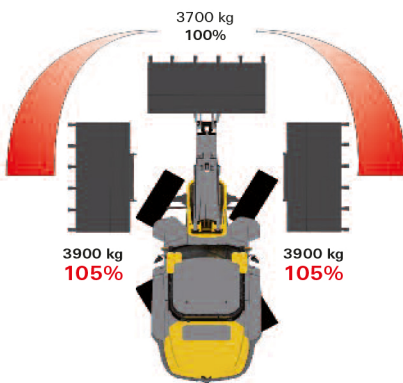
- **55 kW / 75 hp at 2600 rpm**
- **Max. tipping load steered and 90° swivelled: 3900 kg**
- **Max. swing range of 180° (2 x 90°) with all attachments**



Increase of lifting power by 29%



Tipping loads with standard bucket




Tipping load acc. to ISO 14397

Mecalac
Single
Arm
Power

Swing system with monoboam and **Booster** (increase of lifting power by 29%)

Electro-hydraulic quick-coupler

Wide range of attachments





SWING LOADER
AS 900

TECHNICAL DATA

Operating weight: 6640 kg
Engine power: 55 kW
Bucket capacity: 0.90 – 1.5 m³



- Zero-play, chain operated 180° swing system
- Comfortable panoramic driver's cabin with ROPS safety system
- Servo-assisted joystick controls
- High-performance, power-controlled, hydrostatic four-wheel drive
- Four-wheel steering system with automatic alignment

- Planetary axles with self-locking differential on front axle
- Low-maintenance wet lamella brake
- Monoboam with Z-Kinematics
- Increase of lifting power by **Booster**-Kinematics
- Hydraulically controlled quick-coupler with electric safety feature
- Wide range of attachments

Engine

Low noise, water-cooled 4 cylinder Cummins diesel engine (emissions acc. to EU 97/68), 4-stroke, direct fuel injection

Net power at 2600 min⁻¹
acc. to SAE J 1995: 75 hp / 55 kW
Option: 86 hp / 63 kW turbo with intercooler

Max. torque at: 1600 min⁻¹
acc. to SAE J 1995: 245 Nm

Air intake filter: 2 level dry-air filter with safety cartridge

Cooling system: thermo-controlled hydrostatic fan

Electrical system:
Operating voltage: 12 Volt
Battery capacity: 88 Ah
Alternator rating: 120 A 1680 Watt
Starter rating: (3.0 hp) 2.2 kW

Hydraulic system

Dual-circuit system with gear pumps

1. Working hydraulics circuit (lift/lower, tilt, accessories), and steering (via priority valve); three-way control valve with primary and secondary safeguards
Max. operating pressure at 2600 min⁻¹: 84 l/min and 225 bar

2. Circuit (swivelling) single control valve with primary and secondary safeguards
Max. operating pressure at 2600 min⁻¹: 35 l/min and 220 bar
Float position for lifting cylinders

Cylinder:	2 lifting cylinders	90 Ø
	1 tilting cylinder	110 Ø
	2 swing cylinders	100 Ø
Cycle-times:	Lift (under load)	4.7 s
	Lower (w/o load)	3.6 s
	Crowd time	1.2 s
	Dump time (45°)	1.2 s
	Swivel time (90°)	3.0 s

Filling capacities

Engine with filter	approx.	8.0 l
Fuel tank	approx.	130.0 l
Front axle total	approx.	11.0 l
Rear axle with gearbox	approx.	12.0 l
Hydraulic system with tank	approx.	134.0 l

Standard features

Ample dimensioned ROPS panoramic comfort cabin with 2 lockable doors for easy entry from both sides. The large doors open through 180° within the contour of the loader and can be locked in 2 positions. Single piece floor mat for easy cleaning. Tinted windows, parallel guided windscreen wiper for maximum visibility, rear wiper, front and rear screen washing device, heated rear window, 2 large fold away outside mirrors, tinted roof window, steering column is adjustable in height and inclination, ergonomically adjustable joystick, multiply adjustable driver's seat with armrest and mechanical, weight adjustable suspension and safety belt. Sun visor, heating and ventilation system with fresh air filter and recirculation air function. Interior light, 12 V socket, coat hook, storage pockets in the cabin, storage box with lid, lockable storage compartment at the chassis. Central multifunctional display, symbolic displays and control lights, 2 driving lights on cabin roof, 2 working lights at monoboam, reversing lights, indicators, rear and brake lights, single key system. Hydraulic quick coupler with electric safety device, indicator for parallel position at monoboam, towing coupling, fastening and lifting points, 1st auxiliary hydraulics circuit integrating in the joystick. Color scheme: yellow, operator's cabin, axles and wheels: grey

Drive

Hydrostatic drive with automotive control, 2 stages for maximum propulsive force, shiftable under load, multifunctional lever (joystick) for drive and working hydraulics control

Axles: planetary axles with four-wheel steering for maximum manoeuvrability, oscillating rear axle with suspension

Differential lock: self-locking differential in front axle

Wheels: tyre size: 14.5-20
optional: 405/70 R20

Speeds: Road gear: 0-20 km/h
(optional: 30 or 40 km/h)

Oscillation: max. oscillation angle +/- 10°

Performance data

Digging depth with standard bucket:	130 mm
Bucket position:	Crowd angle 45°
	Dump angle top 45°
	Dump angle max. 105°
Lifting force:	5800 daN
Lifting force with boost :	7500 daN
Breakout force:	5400 daN
Thrust force:	4500 daN
Tipping load:	
Standard bucket, max. steered, straight	3700 kg
Standard bucket, max. steered, 90°-swivelled	3900 kg
Payload on forks:	
max. steered, frontal, even terrain	2300 kg
max. steered, max. swivelled, even terrain	2300 kg
max. steered, frontal, even terrain*	2875 kg

Tipping load according to ISO 14397
Payload according to EN 474-3
* Transport position 300 mm above ground

Brakes

Working brakes:

1. hydrostatic inching brake, acting on all 4 wheels
2. hydraulically operated oil-immersed wet lamella brake on front axle, acting on all 4 wheels

Parking brake: hydraulically operated spring loaded brake, acting on all 4 wheels

Steering

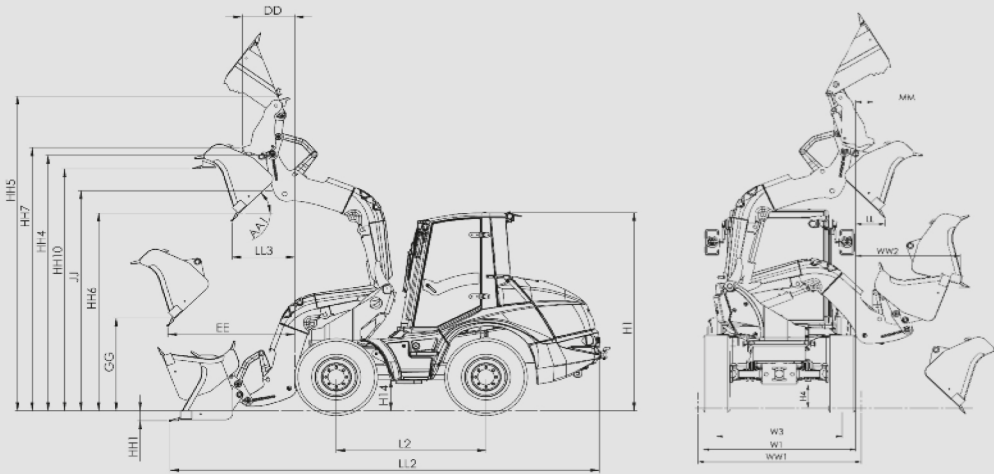
Hydrostatic four-wheel steering with 3 steering modes (four-wheel, rear axle and crab steer)
max. steering angle +/- 35°

Turning radius, measured over:
* rear 3450 mm

Weight

Machine with quick-coupler and standard bucket 0,9 m³ with teeth: 6640 kg

Measurements



Buckets

4 x 1 0.85 m²

AA1	46°
DD	920
EE	1750
GG	1000
H1	2830
H4	390
H14	440
HH1	110
HH4	3500
HH5	4470
HH6	2600
HH7	3270
HH10	3210
JJ	3120
L2	1980
LL	740
LL2	5560
LL3	1010
MM	650
W1	1990
W3	1660
WW1	2100
WW2	1390

All data measured at AA = 45°