
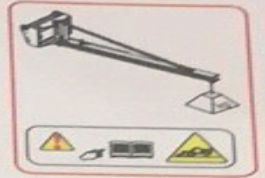



# EXPANDABLE JIB WITH WINCH



- Turns your telehandler into a crane.
- Adjustable length for excellent accuracy.



- Safety: end of cable/ hook upper position automatic movement stop



- Safety: homologated self locking swivel hook

(kg)	(m)	(m)	(mm)	(m/min)	KG
PT 800 1000 to 800	4 to 7	37	35	48	559



	<b>PT 800</b>
<b>E-RECO</b>	921323
MRT (+) Privilege	✓
MRT 3255	✓

**MANDATORY MACHINE EQUIPMENT:**

