



# MANISCOPIC


## MRT 1840 EASY



- Lift height : 17.90 m
- Max. reach : 15,10 m
- Engine : 101 cv - 74,5 kw
- 4 wheel drive - 4 wheel steer
- Hydrostatic transmission




## MRT 1840 *EASY*


 **Lift capacity** .....4000 kg  
(on stabilisers) at 500 mm from forks heels


 **Lift height** .....17,90 m


 **Tyres**  
400/70 - 20 14 PR


 **Forks (mm)**  
Length.....1200  
Width x thickness .....150 x 50


 **Multidisc brakes**  
Hydraulically assisted on front axle  
Negative parking brake

 **Engine**  
854E-E34TA  
55 KW  
Water cooling  
Direct injection


 **Transmission** hydrostatic with automatic power regulation (variable displacement pump and motor) with control inching  
Reversing shift .....electromagnetic  
Speed forward and reverse.....2/2  
Travel speed .....35 km/h

 **Rear axle**  
Automatic rear axle locking system  
at a rotation over 5°


 **4 stabilisers**  
simultaneous or individually controlled


 **Rotation through 400° (Optional 360° continuous rotation)**  
Turret mounted on a double slew ring  
Slewing system with negative brake

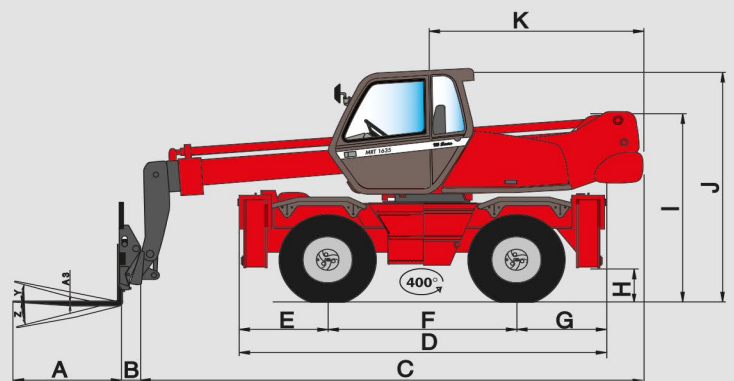
 **Hydraulics**  
2 pumps gear type .....270 bars/115 l/mn

 **Control** : 2 proportional control joysticks for all hydraulic movements

 **Capacities**  
Cooling system.....25 l.  
Engine oil .....8,1 l.  
Hydraulic oil .....150 l.  
Fuel tank .....130 l.

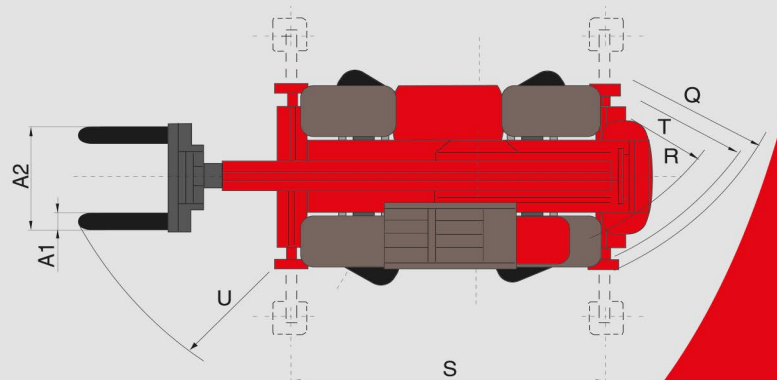
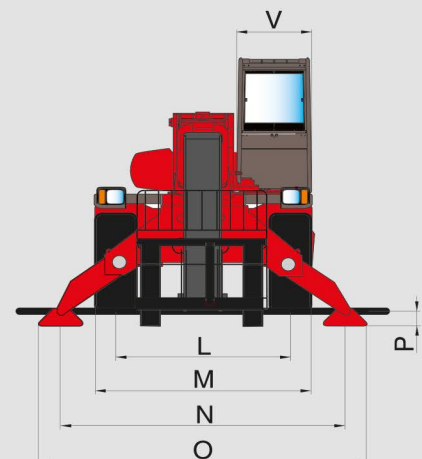
 **Weight unladen (with forks)** .....13300 kg  
Overall **width**.....2,39 m  
Overall **height**.....2,94 m  
**Length** (forks carriage).....5,51 m  
**Ground clearance** .....0,32 m  
**Drawbar pull**.....8600 daN

 **Safety**  
**Standard load moment indicator**  
(mobile crane standards)



A	1200
A1	150
A2	1320
A3	150
B	290
C	5216
D	4290
E	980
F	2320
G	990
G1	1560
H	320
I	2340
J	2940
K	2520
L	1930
M	2390
N	3715
O	3975
P	210
Q	3900
R	3410
S	4000
T	3600
U	5235
V	950
Y	12°
Z	105°

mm



This publication in no way constitutes an offer and the company reserves the right to alter specification without prior notice. The MANITOU models presented in this brochure can be supplied complete with optional equipment attachments.



MANITOU BF SA

B.P. 249 - 44158 Ancenis Cedex - France  
Tel. : 33 2 40 09 10 11 / Export Department Fax : 33 2 40 09 10 97  
www.manitou.com

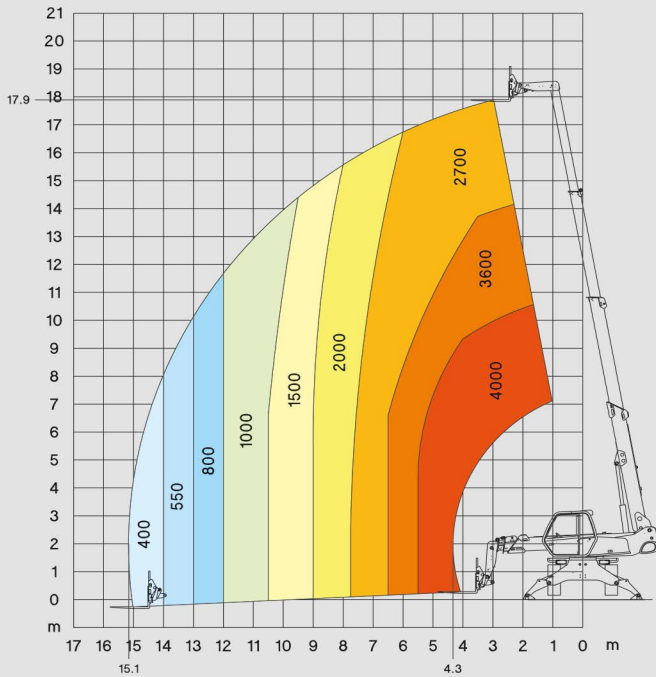
700xxxEN\_BAUMA\_0310\_MRT1840EASY.qxd



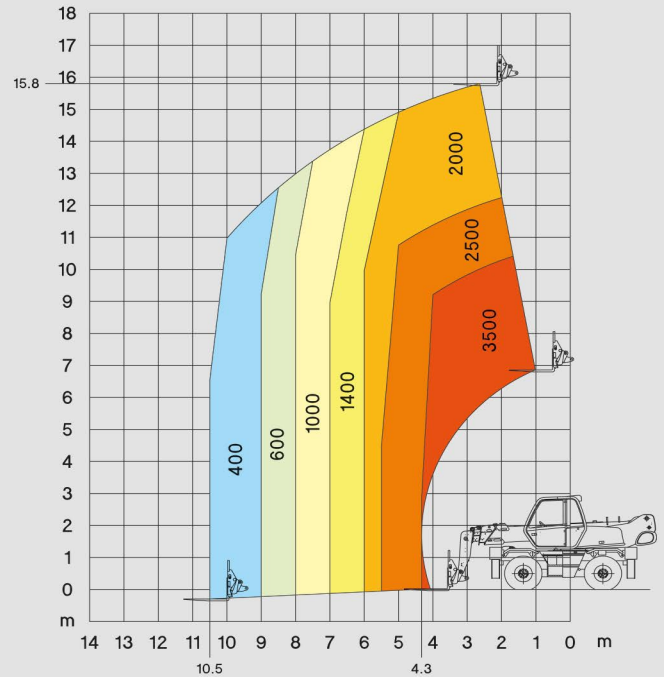
# MRT 1840



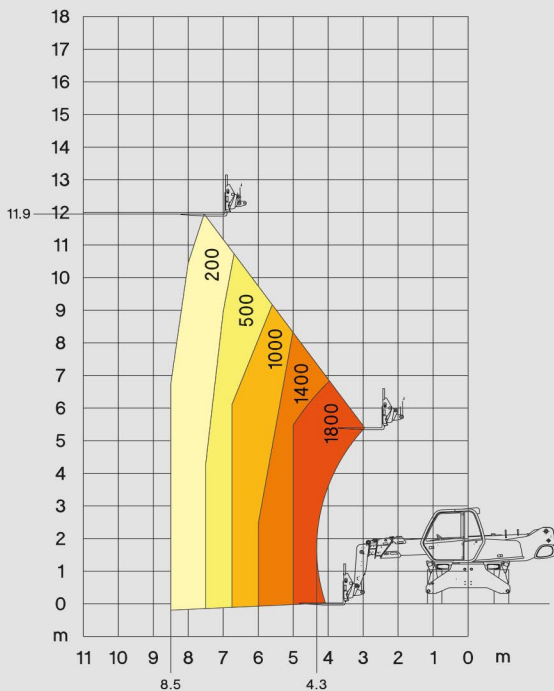
**ROTATION ON STABILISERS WITH FORKS**



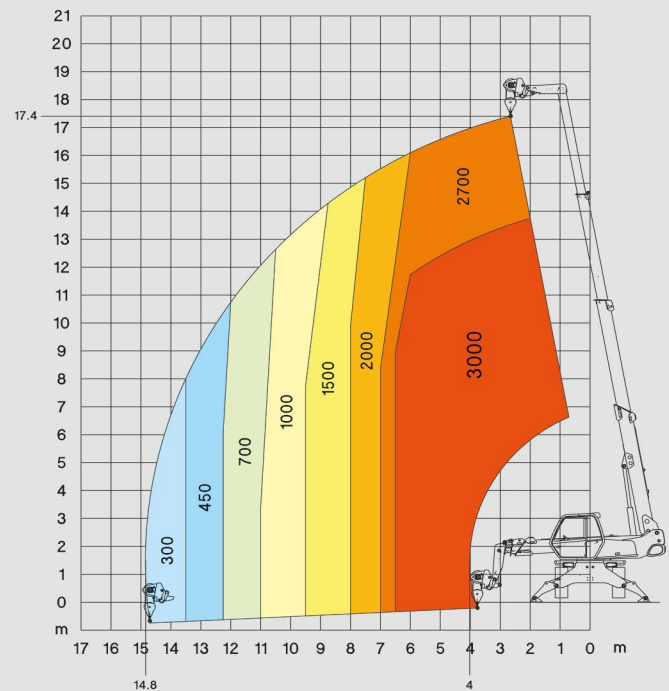
**FRONTAL POSITION ON WHEELS WITH FORKS**



**ROTATION ON WHEELS WITH FORKS**

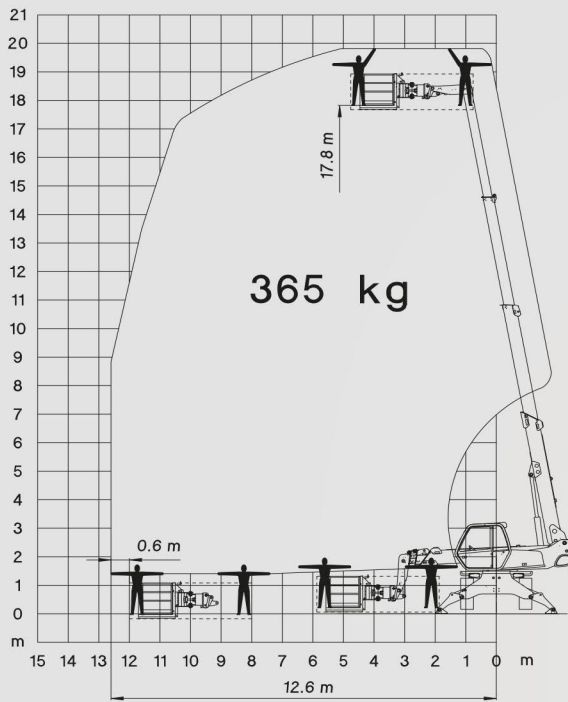


**ROTATION ON STABILISERS WITH 3T WINCH**





**ROTATION ON STABILISERS  
WITH 365 KG PLATFORM ORH - 2/4 m**



**ROTATION ON STABILISERS  
WITH 1000 KG PLATFORM ORH - 2/4 m**

